







# Powermaster Performance Starter Application Quick Guide

Engine Manufacturer	    							
	Torque Rated in Ft. Lbs.	170	180	190	180	200	250+	200
Compression Ratio (Up To)	11:1	14:1	16:1	14:1	18:1	18:1	15:1	
Buick 350, 430, 455 Engines (Eng block mtg only)					9511•			
Buick 3.8L (231), 1984-'87 RWD					9502			
Cadillac V8 368, 425, 472, 500 (Eng block mtg only)					9511•			
Chevy Universal Straight Mtg (153 or 168 Tooth)	9100	9000 ♦	9004	9600•	9540•	9400	9450**	
Chevy 153 Tooth Flywheel (Straight Mount)	9100	9000 ♦	9004	9600•	9502	9400	9450**	
Chevy/ZZ 4/Pontiac LT-1 Crate Engine, All 153 Tooth	9100				9502			
Chevy 168 Tooth Flywheel (Straight Mount)	9100	9000 ♦	9004	9600•	9500•	9400	9450**	
Chevy 168 Tooth Flywheel (Staggered Mount)	9112	9012 ♦		9612•	9526•	9426	9452**	
Chevy Ram Jet 350, 502-168 Tooth	9112	9012 ♦		9612•	9526•	9426	9452**	
Chevy/Pont LS, LSX Engines 168 Tooth	9109	9009 ♦			9509•	9409		
Chevy/GMC LS Late Mod. Truck (w/ 4.8L, 5.3L, 6.0L)	9109	9009 ♦			9509•	9409		
Chevy 139 Tooth Flywheel (Flywhl Same OD as168T)						9439	9459**	
Pontiac/Oldsmobile 1965-'81 V-8 Exc 301				9610•	9510•	9410	9451**	
Ford SB V-8 All A/T plus M/T w/157T Flywhl 3/4" depth	9103			9603•	9503•	9403	9453**	
Ford SB V-8 All M/T w/164T Flywheel, 3/8" depth				9604•	9504•	9404	9454**	
Ford BB 351M, 400, 429, 460				9605•	9505•	9405	9455**	
Ford BB FE 390, 427, 428 1965 up 184T Flywheel				9606•	9506•	9406	9456**	
Ford Flatheads 1932-52 with OE Steel Flywheel					9507			
Ford Flathead French Block & Alum Flywheel					9508			
Ford 4.6L, 5.4L 1992-2008, Coyote 5.0L					9532			
Ford 2300cc 4 Cyl. HI Comp Race Engine					9580			
AMC Early All V8, L6 Except 4.0L					9515•	9415	9445**	
Jeep-Early Models up to 1987 except 4.0L					9515•	9415	9445**	
Jeep-Late Models With 4.0L					9516•	9416	9446**	
Jeep 2.5L 4 cylinder 1986-98 (w/o firewall solenoid)				9633				
Mopar V8 '65-'87 Cast Alum Mtg Block w/ nose		9300		9613	9533			
Mopar SB, BB, Hemi, Billet Mtg Block w/o nose					9513■	9413	9463**	
Mopar SB, BB, Hemi, Billet Mtg Block w/ nose					9523⊙			
Early Hemi 146 Tooth Flywheel (1951-'56)					9530			
Early Hemi 172 Tooth Flywheel (1957-'58)					9531			
Bert Brinn Transmission				9614	9514			
Bert Brinn Transmission Late Model adj mtg block					9529			

\*\* Alcohol/Magneto Engines   ♦ Chrome add 1 i.e. 19000   ■ Adj Billet Mtg Block w/o Nose   ⊙ Adj Billet Mtg Block With Nose   • InfiCLOCK Starter

"Original Look" Replacement Starters	Full Size	
AMC/JEEP Early All V8, L6 (Except Jeep 4.0L)	3212	
Buick 350, 430, 455 Engines (Eng block mtg only)	3631	9202
Cadillac Early 368, 425, 472, 500 (Eng block mtg only)	3631	9202
Chevy 153 Tooth Flywheel	3631	9202
Chevy/ZZ 4/Pontiac LT-1 Crate Engine, All 153 Tooth		9202
Chevy 168 Tooth Flywheel (Stag Cast Iron Mtg)	3689	
Chevy 168 Tooth Flywheel (3 Bolt Bellhousing Mtg)	3635	
Chevy 168 Tooth Flywheel (Stag Cast Aluminum Mtg)	3510	9200
Chevy Ram Jet 350, 502-168 Tooth		9200
Chevy/Pontiac LS Engines, Chevy/GMC LS		9201
Pontiac/Oldsmobile V-8 1965-81	3655	
Ford SB V-8 All A/T plus M/T w/157T Flywhl 3/4" depth	3124	9162
Ford SB V-8 All M/T w/164T Flywheel, 3/8" depth	3132	9172
Ford BB 351M, 400, 429, 460	3174	9182
Ford BB FE 390, 427, 428 1965 up with 184T Flwhl	3131	
Ford Flatheads 1932-52 "Vintage Torque"	92507	
Ford 4.6L, 5.4L 1992-2008		9183
Ford 2300cc, 2.3L Except Race Engine		9180
Mopar V8, L6, Chrysler, Dodge, Plymouth 1965-87	3257	



**(630) 957-4019**

POWERMASTER PERFORMANCE  
1833 DOWNS DR  
WEST CHICAGO, IL 60185

tech@powermasterperformance.com  
www.powermasterperformance.com